



YEAR ONE PHONICS

Thursday 2nd April 2019

PHONICS SCREENING CHECK



Children in Year 1 throughout the country will be taking part in a phonics screening check during the week of Monday 10th June.

The phonics screening check is designed to confirm whether a child has mastered phonic decoding and blending skills to an appropriate standard.

Teachers will decide whether it is appropriate for each of their pupils to take the phonics screening check.

THE CHECK



The test contains 40 words.

Each child will sit one-to-one with Mrs Bryan and read each word aloud.





The test will take approximately 10 minutes per child, although all children are different and will complete the check at their own pace.

THE CHECK



The list of words the children read is a combination of 20 real words and 20 nonsense words. You may hear your child call them alien words.

Section 1
chin
deck
horn
queen

Section 2
jigh 
woats 
rird 
phope 

Nonsense words are phonically decodable but are not actual words with an associated meaning e.g. brip, snorb. They are used specifically to assess whether your child can decode a word using phonics skills and not their memory.

This list shows all the sounds that children could be tested on.

Grapheme	Phoneme	Example word
a	/æ/ & /ɑ:/	cat & father
a-e	/eɪ/	came
ai	/eɪ/	bait
air	/ɛə/	air
ar	/ɑ:/	arm
au	/ɔ:/	launch
aw	/ɔ:/	raw
ay	/eɪ/	say
b	/b/	bad
c	/k/ & /s/	cat & cell
ch	/tʃ/ & /k/ & /ʃ/	check & school & chef
ck	/k/	check
d	/d/	dog
e	/ɛ/ & /i:/	hen & she
ea	/ɛ/ & /i:/	head* & bead
ee	/i:/	see

e-e	/i:/	scheme
er	/ɜ:/ & /ə/	fern & farmer
ew	/u:/	stew
f	/f/	if
ff	/f/	puff
g	/g/ & /dʒ/	gum & gem
h	/h/	how
i	/ɪ/ & /aɪ/	hit & mind
i-e	/aɪ/	fine
ie	/aɪ/ & /i:/	pie & chief
igh	/aɪ/	high
ir	/ɜ:/	girl
j	/dʒ/	jug
k	/k/	key
l	/l/	leg
ll	/l/	hill
m	/m/	man
n	/n/	man
ng	/ŋ/	sing
o	/ɒ/ & /əʊ/	hot & cold
oa	/əʊ/	boat
o-e	/əʊ/	cone
oi	/ɔɪ/	coin
oo	/u:/ & /ʊ/	room & book**
or	/ɔ:/	born
ou	/aʊ/ & /u:/ & /ʊ/ & /əʊ/	out & you & mould
ow	/aʊ/ & /əʊ/	cow & blow

Grapheme	Phoneme	Example word
oy	/ɔɪ/	boy
p	/p/	pet
ph	/f/	photo
qu	/k/ & /w/	quit
r	/r/	red
s	/s/ & /z/	sit & hens
sh	/ʃ/	she
ss	/s/	miss
t	/t/	tea
th	/θ/ & /ð/	both & this
u	/ʊ/ or /u:/ & /j/ & /u:/	cup*** & unit
ue	/u:/ & /j/ & /u:/	blue & cue
u-e	/u:/ & /j/ & /u:/	brute & huge
ur	/ɜ:/	turn
v	/v/	vet
w	/w/	wet
wh	/w/	when
x	/k/ & /s/	mix
y	/j/	yes
z	/z/	zip
zz	/z/	buzz

*In some words the 'ai' is heard as the same phoneme as 'a'. The phoneme intended here is /aɪ/.

DECODING AND BLENDED



<i>Word</i>	<i>Special friends</i>	<i>Read individual sounds</i>	<i>Blend</i>
book	oo	b-oo-k	book
cake	a-e	c-ake	cake
flight	igh	f-l-igh-t	flight

HOW WE ARE PREPARING



Daily phonics lessons.

Children are taught all the sounds they need to pass the check during our daily phonics lessons. The children are grouped according to their ability to allow them to learn these sounds at a pace which is suitable for them.

HOW WE ARE PREPARING



Guided Reading

Our Guided Reading sessions enable children to read daily with either an adult, a friend or independently. This daily reading time gives children time to practise using the decoding and blending skills they have been learning in phonics to read for understanding.

HOW WE ARE PREPARING

One to One Tuition

Most children in Year 1 will have some one to one tuition during the lead up to the phonics check.

The reasons for the tuition vary; from helping to fill any gaps in a child's sound knowledge, helping them to spot the 'special friends' in words or simply to make sure they know what to expect when completing the check.

The amount of tuition children receive can range from x3 a week to once or twice from until June.

As I will be carrying out the test I will make sure I have practised the check with all of the children a few times so they feel comfortable with me.

HOW WE ARE PREPARING

Pinny Time

Tricky real and nonsense words displayed on the whiteboard at the beginning of English lessons as discussions points.

Fred's Pond – Who is in my pond?



HOW YOU CAN HELP



Please continue daily reading. Any words your child is unsure of ask them to look for any 'special friends' then try to blend the sounds to read the word.

All homework will have a phonics focus. The activities will provide the children with opportunities to practise spotting the sounds they have learnt and blending them to read real or nonsense words.

The activities can be repeated more than once so please keep hold of the resources and repeat them if you have time.

HOW YOU CAN HELP

Interactive phonics games are great fun for the children to play and practise their reading at the same time.

www.phonicsplay.co.uk

<http://www.ictgames.com/literacy.html>

REPORTING TO PARENTS



Your child's end of year school report will say whether they have met the expected standard.

Children who do not achieve the expected level will retake the test when they are in Year 2.

THANK YOU FOR COMING



Please ask if you have any questions.