

Science Progression

To develop curiosity through questioning, investigating and drawing conclusions, whilst understanding the pivotal role science has in shaping an ever-changing world.

EYFS	Key Stage 1	
<p>Animals, including humans: Explore the natural world around them, making observations and drawing pictures of animals. Know some similarities and differences between the natural world around them and contracting environments, drawing on their experiences and what has been read in class.</p> <p>Plants: Explore the natural world around them, making observations and drawing pictures of plants. Know some similarities and difference between the natural world around them and contrasting environments, drawing on their experiences and what has been read in class.</p> <p>Everyday materials: Pupils will distinguish between an object and the material from which it is made. They will identify and name a variety of everyday materials, including wood, plastic, glass, metal, water, and rock. They will begin to describe and compare the simple physical properties of a variety of everyday</p>	<p>Working Scientifically Year 1 and 2:</p> <ul style="list-style-type: none"> Asking simple questions and recognising that they can be answered in different ways. Observing closely, using simple equipment. Performing simple tests. Identifying and classifying. Using their observations and ideas to suggest answers to questions. Gathering and recording data to help in answering questions. <p>Year 1 Plants:</p> <ul style="list-style-type: none"> Identify and name a variety of common wild and garden plants, including deciduous and evergreen trees. Identify and describe the basic structure of a variety of common flowering plants, including trees. Animals, including humans: Identify and name a variety of common animals including fish, amphibians, reptiles, birds and mammals. Identify and name a variety of common animals that are carnivores, herbivores and omnivores. Describe and compare the structure of a variety of common animals (fish, amphibians, reptiles, birds and mammals including pets). Identify, name, draw and label the basic parts of the human body and say which part of the body is associated with each sense. <p>Everyday materials:</p> <ul style="list-style-type: none"> Distinguish between an object and the material from which it is made. Identify and name a variety of everyday materials, including wood, plastic, glass, metal, water, and rock. Describe the simple physical properties of a variety of everyday materials. Compare and group together a variety of everyday materials on the basis of their simple physical properties. Seasonal changes: Observe changes across the 4 seasons. Observe and describe weather associated with the seasons and how day length varies. 	<p>Year 2 Living things and their habitats:</p> <ul style="list-style-type: none"> Explore and compare the differences between things that are living, dead, and things that have never been alive. Identify that most living things live in habitats to which they are suited and describe how different habitats provide for the basic needs of different kinds of animals and plants, and how they depend on each other. Identify and name a variety of plants and animals in their habitats, including microhabitats. Describe how animals obtain their food from plants and other animals, using the idea of a simple food chain, and identify and name different sources of food. <p>Plants:</p> <ul style="list-style-type: none"> Observe and describe how seeds and bulbs grow into mature plants. Find out and describe how plants need water, light and a suitable temperature to grow and stay healthy. <p>Animals, including humans:</p> <ul style="list-style-type: none"> Notice that animals, including humans, have offspring which grow into adults. Find out about and describe the basic needs of animals, including humans, for survival (water, food and air). Describe the importance for humans of exercise, eating the right amounts of different types of food, and hygiene. <p>Uses of everyday materials:</p> <ul style="list-style-type: none"> Identify and compare the suitability of a variety of everyday materials, including wood, metal, plastic, glass, brick, rock, paper and cardboard for particular uses. Find out how the shapes of solid objects made from some materials can be changed by squashing, bending, twisting and stretching.
	Key Stage 2	
	<p>Working Scientifically Year 3 and 4:</p> <ul style="list-style-type: none"> Asking relevant questions and using different types of scientific enquiries to answer them. Setting up simple practical enquiries, comparative and fair tests. Making systematic and careful observations and, where appropriate, taking accurate measurements using standard units, using a range of equipment, including thermometers and data loggers. Gathering, recording, classifying and presenting data in a variety of ways to help in answering 	<p>Working Scientifically Year 5 and 6:</p> <ul style="list-style-type: none"> Planning different types of scientific enquiries to answer questions, including recognising and controlling variables where necessary. Taking measurements, using a range of scientific equipment, with increasing accuracy and precision, taking repeat readings when appropriate. Recording data and results of increasing complexity using scientific diagrams and labels, classification keys, tables, scatter graphs, bar and line graphs.

materials.

Seasonal change:

Pupils will observe changes across the year and the four seasons. Pupils will observe and describe weather associated with the seasons.

- questions.
- Recording findings using simple scientific language, drawings, labelled diagrams, keys, bar charts, and tables.
- Reporting on findings from enquiries, including oral and written explanations, displays or presentations of results and conclusions.
- Using results to draw simple conclusions, make predictions for new values, suggest improvements and raise further questions.
- Identifying differences, similarities or changes related to simple scientific ideas and processes.
- Using straightforward scientific evidence to answer questions or to support their findings.

**Year 3
Plants:**

- Identify and describe the functions of different parts of flowering plants: roots, stem/trunk, leaves and flowers.
- Explore the requirements of plants for life and growth (air, light, water, nutrients from soil, and room to grow) and how they vary from plant to plant.
- Investigate the way in which water is transported within plants.
- Explore the part that flowers play in the life cycle of flowering plants, including pollination, seed formation and seed dispersal.
- Animals, including humans:
- Identify that animals, including humans, need the right types and amount of nutrition, and that they cannot make their own food; they get nutrition from what they eat.
- Identify that humans and some other animals have skeletons and muscles for support, protection and movement.

Rocks:

- Compare and group together different kinds of rocks on the basis of their appearance and simple physical properties.
- Describe in simple terms how fossils are formed when things that have lived are trapped within rock.
- Recognise that soils are made from rocks and organic matter.

Light:

- Recognise that they need light in order to see things and that dark is the absence of light.
- Notice that light is reflected from surfaces.
- Recognise that light from the sun can be dangerous and that there are ways to protect their eyes.
- Recognise that shadows are formed when the light from a light source is blocked by an opaque object.
- Find patterns in the way that the size of shadows change.

Forces and magnets:

- Compare how things move on different surfaces.
- Notice that some forces need contact between 2 objects, but magnetic forces can act at a distance.
- Observe how magnets attract or repel each other and attract some materials and not others.
- Compare and group together a variety of everyday materials on the basis of whether they are attracted to a magnet, and identify some magnetic materials.
- Describe magnets as having 2 poles.

- Using test results to make predictions to set up further comparative and fair tests.
- Reporting and presenting findings from enquiries, including conclusions, causal relationships and explanations of and a degree of trust in results, in oral and written forms such as displays and other presentations.
- Identifying scientific evidence that has been used to support or refute ideas or arguments.

Year 5

Living Things:

- Describe the differences in the life cycles of a mammal, an amphibian, an insect and a bird.
- Describe the life process of reproduction in some plants and animals.
- Animals, including humans:
- Describe the changes as humans develop to old age.

Properties and changes of materials:

- Compare and group together everyday materials on the basis of their properties, including their hardness, solubility, transparency, conductivity (electrical and thermal), and response to magnets.
- Know that some materials will dissolve in liquid to form a solution, and describe how to recover a substance from a solution.
- Use knowledge of solids, liquids and gases to decide how mixtures might be separated, including through filtering, sieving and evaporating.
- Give reasons, based on evidence from comparative and fair tests, for the particular uses of everyday materials, including metals, wood and plastic.
- Demonstrate that dissolving, mixing and changes of state are reversible changes.
- Explain that some changes result in the formation of new materials, and that this kind of change is not usually reversible, including changes associated with burning and the action of acid on bicarbonate of soda.

Earth and space:

- Describe the movement of the Earth and other planets relative to the sun in the solar system.
- Describe the movement of the moon relative to the Earth.
- Describe the sun, Earth and moon as approximately spherical bodies.
- Use the idea of the Earth's rotation to explain day and night and the apparent movement of the sun across the sky.

Forces:




- Explain that unsupported objects fall towards the Earth because of the force of gravity acting between the Earth and the falling object.
- Identify the effects of air resistance, water resistance and friction, that act between moving surfaces.
- Recognise that some mechanisms including levers, pulleys and gears allow a smaller force to have a greater effect.






Year 6

Living things and their habitats:

- Describe how living things are classified into broad groups according to common observable characteristics and based on similarities and differences, including micro-organisms, plants and animals.
- Give reasons for classifying plants and animals based on specific characteristics.
- Animals including humans:





	<ul style="list-style-type: none"> Predict whether 2 magnets will attract or repel each other, depending on which poles are facing. <p>Year 4</p> <p>Living things and their habitats:</p> <ul style="list-style-type: none"> Recognise that living things can be grouped in a variety of ways. Explore and use classification keys to help group, identify and name a variety of living things in their local and wider environment. Recognise that environments can change and that this can sometimes pose dangers to living things. Animals, including humans: <ul style="list-style-type: none"> Describe the simple functions of the basic parts of the digestive system in humans. Identify the different types of teeth in humans and their simple functions. Construct and interpret a variety of food chains, identifying producers, predators and prey. <p>States of matter:</p> <ul style="list-style-type: none"> Compare and group materials together, according to whether they are solids, liquids or gases. Observe that some materials change state when they are heated or cooled, and measure or research the temperature at which this happens in degrees Celsius (°C). Identify the part played by evaporation and condensation in the water cycle and associate the rate of evaporation with temperature. <p>Sound:</p> <ul style="list-style-type: none"> Identify how sounds are made, associating some of them with something vibrating. Recognise that vibrations from sounds travel through a medium to the ear. Find patterns between the pitch of a sound and features of the object that produced it. Find patterns between the volume of a sound and the strength of the vibrations that produced it. Recognise that sounds get fainter as the distance from the sound source increases. <p>Electricity:</p> <ul style="list-style-type: none"> Identify common appliances that run on electricity. Construct a simple series electrical circuit, identifying and naming its basic parts, including cells, wires, bulbs, switches and buzzers. Identify whether or not a lamp will light in a simple series circuit, based on whether or not the lamp is part of a complete loop with a battery. Recognise that a switch opens and closes a circuit and associate this with whether or not a lamp lights in a simple series circuit. Recognise some common conductors and insulators, and associate metals with being good conductors. 	<ul style="list-style-type: none"> Identify and name the main parts of the human circulatory system, and describe the functions of the heart, blood vessels and blood. Recognise the impact of diet, exercise, drugs and lifestyle on the way their bodies function. Describe the ways in which nutrients and water are transported within animals, including humans. <p>Evolution and inheritance:</p> <ul style="list-style-type: none"> Recognise that living things have changed over time and that fossils provide information about living things that inhabited the Earth millions of years ago. Recognise that living things produce offspring of the same kind, but normally offspring vary and are not identical to their parents. Identify how animals and plants are adapted to suit their environment in different ways and that adaptation may lead to evolution. <p>Light:</p> <ul style="list-style-type: none"> Recognise that light appears to travel in straight lines. Use the idea that light travels in straight lines to explain that objects are seen because they give out or reflect light into the eye. Explain that we see things because light travels from light sources to our eyes or from light sources to objects and then to our eyes. Use the idea that light travels in straight lines to explain why shadows have the same shape as the objects that cast them. <p>Electricity:</p> <ul style="list-style-type: none"> Associate the brightness of a lamp or the volume of a buzzer with the number and voltage of cells used in the circuit. Compare and give reasons for variations in how components function, including the brightness of bulbs, the loudness of buzzers and the on/off position of switches. Use recognised symbols when representing a simple circuit in a diagram.
--	---	---



Sustainable Development Goals:		What it means to be healthy.
		The impact of malnutrition on individuals and countries.
		Understand a variety of ways to improve their own and other people's well-being.





		Women feel valued and empowered to do whatever they have a passion to do.					
		Overcome barriers to ensure an equal opportunity for all.					
		Protect ecosystems.					
		There is a need to protect plant and animal life on land.					
		We must work together to develop alternative energy.					
	EYFS	Year 1	Year 2	Year 3	Year 4	Year 5	Year 6

Working scientifically	Describe what they see, hear and feel whilst outside.	<ul style="list-style-type: none"> • To know that we can ask simple questions and recognise that they can be answered in different ways. • To predict what will happen based on their scientific knowledge. • To observe closely, using simple equipment. • To know that the term observe means to watch someone or something carefully. • To perform simple tests. • To know that we can carry out a test to check our hypothesis. • To know the meaning of 'fair' and 'unfair' in an experiment. • To identify and classify. • To suggest answers to questions using their observations and ideas. • To gather and record data to help in answering questions. 	<ul style="list-style-type: none"> • To know that we can ask relevant questions and answer them by setting up scientific enquiries. • To know how to make relevant predictions that will be tested in a scientific enquiry. • To know how to set up a fair or comparative test to explore and answer simple practical enquiries. • To know how to use a range of equipment to make systematic and careful observations accurately, including thermometers, data loggers, rulers and stopwatches. • To gather, record, classify and present data in a variety of ways to help in answering questions. • To record findings using simple scientific language, drawings, labelled diagrams, keys, bar charts, and tables. • To report on findings from enquiries, including oral and written explanations, displays or presentations of results and conclusions. • To use results to draw simple conclusions, make predictions for new values, suggest improvements and raise further questions. • To use straightforward scientific evidence to answer questions or to support their findings. • To identify differences and similarities, or changes related to simple scientific ideas. 	<ul style="list-style-type: none"> • To know how to choose appropriate variables to test a hypothesis (e.g. plant height as a dependent variable when measuring effect of light on plant growth). • To plan different types of scientific enquiries to answer questions, including recognising and controlling variables where necessary. • To take measurements, using a range of scientific equipment, with increasing accuracy and precision, taking repeat readings when appropriate. • To record data and results of increasing complexity using scientific diagrams and labels, classification keys, tables, scatter graphs, bar and line graphs. • To use test results to make predictions to set up further comparative and fair tests. • To know how to report and present findings from enquiries in a variety of oral and written forms. • To know how to identify scientific evidence that has been used to support or refute ideas or arguments.
	Explore the natural world around them, making observations			

Biology Plants Living things and their habitats Animals and humans Evolution and inheritance	Plants			
	EYFS	Year 1	Year 2	Year 3
	<ul style="list-style-type: none"> • Explore the natural world around them. • Drawing pictures of plants. • To understand the effect of changing seasons on the natural 	<ul style="list-style-type: none"> • To know the names of a variety of common wild and garden plants, including deciduous and evergreen trees. • To know that evergreen trees maintain their leaves throughout the year and that deciduous trees shed their leaves in autumn. • To identify a variety of common wild and garden plants, including deciduous and evergreen trees. 	<ul style="list-style-type: none"> • To observe and describe how seeds and bulbs grow into mature plants. • To find out and describe how plants need water, light and a suitable temperature to grow and stay healthy. • To know what seeds, need to germinate and grow. • To observe and record how a plant changes over 	<ul style="list-style-type: none"> • To identify and describe the functions of different parts of flowering plants: roots, stem/trunk, leaves and flowers. • To know the job of the root, petals, stem. • To explore the requirements of plants for life and growth (air, light, water, nutrients from soil, and room to grow) and how they vary from plant to plant.

<p>world around them.</p>	<ul style="list-style-type: none"> To identify and describe the basic structure of a variety of common flowering plants, including trees. <p>Seasonal changes</p> <ul style="list-style-type: none"> To observe changes across the four seasons. To observe and describe weather associated with the seasons and how day length varies. 	<p>time.</p>	<ul style="list-style-type: none"> To investigate the way in which water is transported within plants. To know how flowers reproduce and disperse their seeds. To explore the part that flowers play in the life cycle of flowering plants, including pollination, seed formation and seed dispersal. 	
<p>Enquiry Q linked to UN Goal</p>  <p>There is a need to protect plant and animal life on land.</p>	<p>Sustainable Development Goals</p>  <p>There is a need to protect plant and animal life on land.</p>	<p>Sustainable Development Goals</p>  <p>There is a need to protect plant and animal life on land.</p>	<p>Sustainable Development Goals</p>  <p>There is a need to protect plant and animal life on land.</p>	
Living things and their habitats				
EYFS	Year 2	Year 4	Year 5	Year 6
<ul style="list-style-type: none"> To explore the natural world around them. To recognise some environments that are different to the one in which they live. 	<ul style="list-style-type: none"> To explore and compare the differences between things that are living, dead, and things that have never been alive. To know that living things move, grow, consume nutrients and reproduce. To know the terms habitat and micro-habitat. To know how a habitat provides for the basic needs of animals and plants. To describe how animals obtain their food from plants and other animals. To know how a simple food chain works. To identify that most living things live in habitats to which they are suited and describe how different habitats provide for the basic needs of different kinds of animals and plants, and how they depend on each other. To know that all animals have certain characteristics that are essential for keeping them alive and healthy. To identify and name a variety of plants and animals in their habitats, including 	<ul style="list-style-type: none"> To recognise that living things can be grouped in a variety of ways. To know that animals can be grouped based on their physical characteristics. To explore and use classification keys to help group, identify and name a variety of living things in their local and wider environment. To know that a classification key uses questions to sort and identify different living things. To recognise that environments can change and that this can sometimes pose dangers to living things. To know that changes to the environment can make it more difficult for living things to survive and reproduce. To know the impact of humans on environments. 	<ul style="list-style-type: none"> To describe the differences in the life cycles of a mammal, an amphibian, an insect and a bird. To observe and compare the life cycles of plants and animals. To describe the life process of reproduction in some plants and animals. To explain the difference between sexual and asexual reproduction. To compare how animals change over time. 	<ul style="list-style-type: none"> To describe how living things are classified into broad groups according to common observable characteristics and based on similarities and differences, including microorganisms, plants and animals. To know that animals can be categorised into broad groupings and then sub divided. To give reasons for classifying plants and animals based on specific

	<p>microhabitats.</p> <ul style="list-style-type: none"> To describe how animals obtain their food from plants and other animals, using the idea of a simple food chain, and identify and name different sources of food. To explain what carnivores, herbivores and omnivores are. 			characteristics.		
Sustainable Development Goals	<p>Sustainable Development Goals</p>  <p>Protect ecosystems.</p>	<p>Sustainable Development Goals</p>  <p>There is a need to protect plant and animal life on land.</p>	Sustainable Development Goals	Sustainable Development Goals		
Animals Including Humans						
EYFS	Year 1	Year 2	Year 3	Year 4	Year 5	Year 6
<ul style="list-style-type: none"> To explore the natural world around them To understand the effect of changing seasons on the natural world around them. Draw pictures of animals. 	<ul style="list-style-type: none"> To identify and name a variety of common animals including fish, amphibians, reptiles, birds and mammals. To identify and name a variety of common animals that are carnivores, herbivores and omnivores. To know that herbivores eat plants; carnivores eat other animals and omnivores eat both animals and plants. To describe and compare the structure of a 	<ul style="list-style-type: none"> To know that animals, including humans, have offspring which grow into adults. To know, explore and understand the life cycle of a human and animal. To know how animals reproduce. Find out about and describe the basic needs of animals, including humans, for survival (water, food and air). To describe the importance for humans of exercise and eating the right amounts of 	<ul style="list-style-type: none"> To identify that animal, including humans, need the right types and amount of nutrition, and that they cannot make their own food; they get nutrition from what they eat. To know that humans and some animals have skeletons and muscles for support, protection and movement. To know that skeletons provide support for muscles and 	<ul style="list-style-type: none"> To know and be able to explain the digestive system. To describe the simple functions of the basic parts of the digestive system in humans. To construct and interpret a variety of food chains, identifying producers, predators and prey. To know what a primary and secondary consumer are. To identify the different types of teeth in humans and their simple 	<ul style="list-style-type: none"> To describe the changes as humans, develop to old age. To know that humans go through stages of development. To know what happens to their bodies as they go through puberty. To explore and research the gestational periods of other animals and compare this to humans. To find out and record the length and mass of a human body as it grows. 	<ul style="list-style-type: none"> To identify and name the main parts of the human circulatory system, and describe the functions of the heart, blood vessels and blood. To know that oxygen is pumped around your body through the blood by the heart. To know the names of the parts of the heart and how blood circulates through it. To know what makes the heart beat faster. To know that the lungs are an important part of

		<p>variety of common animals (fish, amphibians, reptiles, birds and mammals, including pets).</p> <ul style="list-style-type: none"> • To identify, name, draw and label the basic parts of the human body and say which part of the body is associated with each sense. • To understand how humans change over time. • To name the basic body parts of animals and humans. • To know the 5 human senses and their job. 	<p>different types of food.</p> <ul style="list-style-type: none"> • To know the basic food groups. • To know the effects that fatty foods can have on our bodies. • To know the impact of exercise on the heart and body. • To describe the importance for humans of hygiene. • To know the reasons for keeping clean and staying healthy. 	<p>protect the body.</p> <ul style="list-style-type: none"> • To know the function of the human skeleton. • To know that muscles work in pairs. • To know what vertebrate and invertebrate means. • To know that a nutritious diet can be achieved in a variety of ways. 	<p>function.</p> <ul style="list-style-type: none"> • To know that a human has three types of teeth, incisors, canines and molars and that these each perform different functions. 		<p>the circulatory system.</p> <ul style="list-style-type: none"> • To recognise the impact of diet, exercise, drugs and lifestyle on the way their bodies function. • To know what damages their body. • To explore the relationship between diet, exercise, drugs, lifestyle and health. • To describe the ways in which nutrients and water are transported within animals including humans.
<p>Sustainable Development Goals</p>	<p>Sustainable Development Goals</p>  <p>Overcome barriers to ensure an equal opportunity for all.</p>	<p>Sustainable Development Goals</p>  <p>What it means to be healthy</p> <p>The impact of malnutrition on individuals and countries.</p>	<p>Sustainable Development Goals</p>  <p>What it means to be healthy.</p>	<p>Sustainable Development Goals</p>	<p>Sustainable Development Goals</p>	<p>Sustainable Development Goals</p>	<p>Sustainable Development Goals</p>  <p>Understand a variety of ways to improve their own and other people's well-being.</p>



The impact of malnutrition on individuals and countries.

Evolution and Inheritance

Year 6

- **To recognise that living things have changed over time and that fossils provide information about living things that inhabited the Earth millions of years ago.**
- To know that living things change over time and that this is called evolution.
- To know that the gradual change of species over millions of years can be observed by looking at examples of fossils.
- **To recognise that living things produce offspring of the same kind, but normally offspring vary and are not identical to their parents.**
- To know that characteristics are passed from parents to their offspring.
- **To identify how animals and plants are adapted to suit their environment in different ways and that adaptation may lead to evolution.**

Sustainable Development Goals



There is a need to protect plant and animal life on land.

**Chemistry
Materials
Rocks
States of matter**

Uses of everyday materials

EYFS

- **Use all their senses in hands-on explorations of natural material.**
- Explore collections of materials with similar and/ or different properties.

Year 1



- **To distinguish between an object and the material from which it is made.**
- Be able to raise, discuss and answer questions about everyday materials.
- To know that an object is made from/of a material.
- To know and name a wide variety of materials.
- **To identify and name a variety of everyday materials, including wood, plastic, glass, metal, water, and rock.**
- To know that materials have properties and name these.
- **To describe the simple physical properties of a variety of everyday materials.**
- **To compare and group together a variety of everyday**

Year 2

- **To compare the suitability of a variety of everyday materials, including wood, metal, plastic, glass, brick, rock, paper and cardboard for particular uses.**
- To identify the properties of materials that make them suitable or unsuitable for particular purposes.
- **To find out how the shapes of solid objects made from some materials can be changed by squashing, bending, twisting and stretching.**

Year 5

- **To compare and group together everyday materials on the basis of their properties, including their hardness, solubility, transparency, conductivity (electrical and thermal), and response to magnets.**
- **To know that some materials will dissolve in liquid to form a solution, and describe how to recover a substance from a solution.**
- **To use knowledge of solids, liquids and gases to decide how mixtures might be**

<ul style="list-style-type: none"> • Talk about the differences between materials and changes they notice. 	<p>materials on the basis of their simple physical properties.</p>	<ul style="list-style-type: none"> • To know that applying forces to objects can change their shape, by squeezing, stretching, bending and twisting. 	<p>separated, including through filtering, sieving and evaporating.</p> <ul style="list-style-type: none"> • To give reasons, based on evidence from comparative and fair tests, for the particular uses of everyday materials, including metals, wood and plastic. • To explain that some changes result in the formation of new materials, and that this kind of change is not usually reversible, including changes associated with burning and the action of acid on bicarbonate of soda.
<p>Sustainable Development Goals</p>	<p>Sustainable Development Goals</p>  <p>Understand the importance of reduce, reuse, recycle.</p>	<p>Sustainable Development Goals</p>  <p>Understand the importance of reduce, reuse, recycle.</p>	<p>Sustainable Development Goals</p>
Rocks			
Year 3			
<ul style="list-style-type: none"> • To compare and group together different kinds of rocks on the basis of their appearance and simple physical properties. • To know that there are three types of rocks: igneous, sedimentary and metamorphic. • To know the properties of igneous, metamorphic and sedimentary rocks. • To observe rocks, including those used in buildings and gravestones, and explore how and why they might have changed over time. • To describe in simple terms how fossils are formed when things that have lived are trapped within rock. • To know that fossils can help us learn about things that lived long ago. • To know and recognize that soils are made from rocks and organic matter. • To know that soils are made from. 			
<p>Sustainable Development Goals</p>			
States of Matter			
Year 4			

- **To compare and group materials together, according to whether they are solids, liquids or gases.**
- **To observe that some materials change state when they are heated or cooled, and measure or research the temperature at which this happens in degrees Celsius (°C).**
- To know that some changes are irreversible.
- **To identify the part played by evaporation and condensation in the water cycle and associate the rate of evaporation with temperature.**
- To know that, as temperature increases, solids can change into liquids.
- To know that, with a further increase of temperature, the liquid changes into gas.
- To know when solids turn into liquids, this is called melting and that the reverse process is called freezing.
- To know when liquids turn into gasses, this is called evaporation and that the reverse process is called condensation.
- To know that the melting point of water is 0 degrees Celsius and that the boiling point is 100 degrees Celsius.
- To know that water flows around our world in a continuous process called the water cycle.

Sustainable Development Goals

**Physics
Light
Forces and magnets
Sound
Electricity
Earth and Space**

Light

Year 3

Year 6

- **To recognise that they need light in order to see things and that dark is the absence of light.**
- To know how light behaves.
- To know that objects can be opaque, translucent or transparent.
- **To know that light is reflected from a surface.**
- **To recognise that light from the sun can be dangerous and that there are ways to protect their eyes.**
- **To recognise that shadows are formed when light from the light source is blocked by an opaque object.**
- To know what might cause a shadow to change.
- To know that the size of a shadow changes dependant on where the light source is.
- **To find patterns in the way that the size of shadows change.**

- **To recognise that light appears to travel in straight lines.**
- To know that when light reflects off an object, the angle of incidence is equal to the angle of reflection.
- To know that light travels in straight lines
- **To use the idea that light travels in straight lines to explain that objects are seen because they give out or reflect light into the eye.**
- **To explain that we see things because light travels from light sources to our eyes or from light sources to objects and then to our eyes.**
- **To use the idea that light travels in straight lines to explain why shadows have the same shape as the object that cast them.**
- To know and explain refraction.
- To know that white light comprises all the colours of light.

Sustainable Development Goals

Sustainable Development Goals

Forces and Magnets

Year 3

Year 5

- **To compare how things move on different surfaces.**
- To know objects move differently on rough and smooth surfaces.
- To know objects resist movement more on rough surfaces because there is higher friction as the object moves.
- To know a force can be thought of as a push or a pull.

- **To be able to explain that unsupported objects fall towards the Earth because of the force of gravity acting between the Earth and the falling object.**
- To know unsupported objects are pulled towards the Earth by the force of gravity.
- To know a force is measured in a unit called Newtons.

	<ul style="list-style-type: none"> • To describe magnets as having two poles (north and south). • To observe how magnets attract or repel each other and attract some materials and not others. • To notice that some forces need contact between two objects, but magnetic forces can act at a distance. • To compare and group together a variety of everyday materials on the basis of whether they are attracted to a magnet, and identify some magnetic materials. • To predict whether two magnets will attract or repel each other, depending on which poles are facing. • 	<ul style="list-style-type: none"> • To know and name the scientist who discovered gravity. • To know the amount of matter in an object is its mass. • To know that gravity is a force that acts between all objects. • To know that gravity acts stronger when objects have more mass and are close together. • To explore how forces make things move faster or slower. • To identify the effects of air resistance, water resistance and friction that act between moving surfaces. • To explore the effects of air resistance on different objects. • To know that gears, levers and pulleys are simple machines that are used to allow a smaller force to have a greater effect. • To recognise that some mechanisms, including levers, pulleys and gears, allow a smaller force to have a greater effect.
	Sustainable Development Goals	Sustainable Development Goals
	Sound	
	Year 4	
<ul style="list-style-type: none"> • To identify how sounds are made, associating some of them with something vibrating. • To know that sound is generated when an object vibrates. • To explore and identify the way musical instruments use vibration to make sound. • To recognise that vibrations from sounds travel through a medium to the ear. • To find patterns between the pitch of a sound and features of the object that produced it. • To know how sounds can be changed in a variety of ways for example, through pitch and volume. • To find patterns between the volume of a sound and the strength of the vibrations that produced it. • To know which materials provide the best insulation against sound. • To recognise that sounds get fainter as the distance from the sound source increases. • To know that the volume of a sound is quieter if the listener is further away from the object. 		
Sustainable Development Goals		
Electricity		
Year 4		Year 6
	<ul style="list-style-type: none"> • To identify common appliances that run on electricity. • To identify how to work safely with electricity. • To know cells, batteries and the mains are all sources of electrical energy. • To construct a simple series electrical circuit, identifying and naming its basic parts, including cells, wires, bulbs, switches and buzzers. • To know how to draw simple circuit diagrams. 	<ul style="list-style-type: none"> • To associate the brightness of a lamp or the volume of a buzzer with the number and voltage of cells used in the circuit. • To know that voltage is a measure of the power of a cell to produce electricity. • To know how to predict whether components will function in a given circuit, depending on whether or not the circuit is complete; whether or not a switch is in an on or off position; and whether or not there is a cell

- To know that electrical current can flow if there is a complete circuit.
- To know that when electrical current is needed to make a circuit work.
- To know that wires allow electrical current to flow around a circuit.
- **To identify whether or not a lamp will light in a simple series circuit, based on whether or not the lamp is part of a complete loop with a battery.**
- To know that a switch functions by completing or breaking a complete circuit.
- **To recognise that a switch opens and closes a circuit and associate this with whether or not a lamp lights in a simple series circuit.**
- **To recognise some common conductors and insulators, and associate metals with being good conductors.**
- To draw and explain a circuit with symbols.

- to provide electrical current to the circuit.
- **To compare and give reasons for variations in how components function, including the brightness of bulbs, the loudness of buzzers and the on/off position of switches.**
 - To know that as the number and voltage of cells in a circuit increases the brightness of a bulb or the volume of a buzzer.
 - To know the recognized symbols for a battery, bulb, motor, buzzer and wire.
 - **To use recognised symbols when representing a simple circuit in a diagram.**
 - To know what a series circuit is and explain how it works.
 - To know how to construct a simple series circuit using components.

Sustainable Development Goals



We must work together to develop alternative energy

Sustainable Development Goals



We must work together to develop alternative energy

Earth and Space

EYFS

Year 5

- **To describe the movement of the Earth and other planets relative to the sun in the solar systems.**
- To know that the Sun is a star at the centre of our solar system and that it has eight planets.
- To know that all planets in our solar system orbit the sun.
- To know that the Earth takes 365.25 days to orbit the sun.
- **To describe the movement of the moon relative to the Earth.**
- To know that a moon orbits a planet.
- **To describe the sun, Earth and moon as approximately spherical bodies.**
- **To explain the idea of the Earth's rotation for day and night and the apparent movement of the sun across the sky.**
- To know that the work of scientists and astronauts has informed our current knowledge of space and how it continues to change.
- To know that women have had an impact on space travel in the last 20 years.

Sustainable Development Goals



Women feel valued and empowered to do whatever they have a passion to do